



**Gas Connectors & Accessories**

# Continental Industries


Continental tracer wire is designed to withstand damage from sharp objects and harsh environments, while offering some of the highest break loads in the industry. Our tracer wire consists of a hard-drawn 12 or 14\* AWG Copper Clad Steel conductor insulated with a high-density polyethylene 30 mil jacket. Further, our wire construction provides a strong locating signal to ensure consistent, reliable performance. Continental tracer wire is the superior tracer wire choice for your demanding field applications. \*10 AWG available upon request.

## Features

- Highest copper clad steel tracer wire break load available.
- Significantly lower in cost & great price stability versus copper.
- Conductor is equal to copper in signal tracing performance.
- Available in 500' and 2500' spools.
- Made in America

CONDUCTOR SIZE	12 AWG Copper Clad Steel	14 AWG Copper Clad Steel	18 AWG Copper Clad Steel
<b>500' SPOOL ITEM NUMBER</b>	33-7701-01	33-7700-01	33-7809-01
<b>STRANDING</b>	Solid	Solid	Solid
<b>INSULATING MATERIAL</b>	HMWPE	HMWPE	HMWPE
<b>INSULATING THICKNESS</b>	0.030" Nominal	0.030" Nominal	0.030" Nominal
<b>FINISHED O.D.</b>	0.142" Nominal	0.126" Nominal	0.102" Nominal
<b>WEIGHT (PER 1000 FT.)</b>	22.03 lbs./1000	14.85 lbs/1000	7.22lbs/1000
<b>TEMPERATURE RATING</b>	-20°C to 80°C	-20°C to 80°C	-20°C to 80°C
<b>OPERATING VOLTAGE</b>	30v	30v	30V
<b>INSULATION COLOR</b>	Yellow-Gas	Yellow-Gas	Yellow-Gas
<b>RATE BREAK LOAD</b>	282-299 lb.	175-177 lb.	69lbs
<b>RATED TENSILE STRENGTH</b>	55,000-58,111 PSI	54,251-55,000 PSI	53,271 PSI

Other insulating colors are available; Blue, Red and Green.



99-1069-00 01/2018



1-800-558-1373 or FAX 1-800-788-1668 • Visit [www.conind.com](http://www.conind.com)



**Gas Connectors & Accessories**

# Continental Industries



Continental Tracer Wire is designed to perform in harsh environments where protection from sharp, abrasive, and corrosive soil conditions is important. Our solid copper tracer wire is manufactured from a soft drawn copper conductor in 12 or 14\* AWG with a high-density polyethylene 30 mil jacket. This solid copper construction offers the ease of workability while combining the strength of a quality HDPE jacket. Further, our solid copper wire performs reliably in field applications where signal strength and locating accuracy are critical. Choose Continental for your tracer wire needs! \*10 AWG available upon request.

## Features

- Highest copper tracer wire break load available.
- Superior tracing performance.
- Available in 500' and 2500' spools.
- Made in America

CONDUCTOR SIZE	12 AWG Copper	14 AWG Copper	18 AWG Copper
500' SPOOL ITEM NUMBER	33-7699-01	33-7692-01	33-7744-01
STRANDING	Solid	Solid	Solid
INSULATING MATERIAL	HMWPE	HMWPE	HMWPE
INSULATING THICKNESS	0.030" Nominal	0.030" Nominal	0.030" Nominal
FINISHED O.D.	0.142" Nominal	0.126" Nominal	0.142" Nominal
WEIGHT (PER 1000 FT.)	24.03 lbs./1000	16.11 lbs/1000	7.67lbs/1000'
TEMPERATURE RATING	-20°C to 80°C	-20°C to 80°C	-20°C to 80°C
OPERATING VOLTAGE	30v	30v	30V
INSULATION COLOR	Yellow-Gas	Yellow-Gas	Yellow-Gas
RATE BREAK LOAD	165 lb.	104 lb.	45lb
RATED TENSILE STRENGTH	35,000 PSI	35,000 PSI	35,000 PSI

Other insulating colors are available; Blue, Red and Green.



1-800-558-1373 or FAX 1-800-788-1668 • Visit [www.conind.com](http://www.conind.com)